

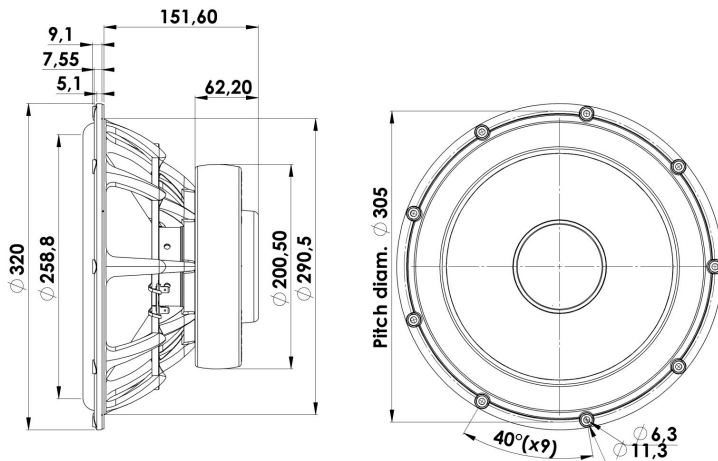


REVELATOR

WOOFER

32W/8878T01

The 32W/4878T01 the most powerful woofer designed by Scan-speak. Its large 3" voice coil and low resonance frequency is perfect to reproduce low to mid frequencies at with high efficiency. It features a brand new type of paper-sandwich cone with a special foam filling technology (patented) that gives the cone very high stiffness and relative low weight. The motor system has heavy-duty copper sleeves for optimizing eddy currents effect and minimized self-induction.



KEY FEATURES:

- Paper sandwich cone with Patented foam filling
- Spider with balanced woven in tinsel leads
- 3" Voice coil, Titanium former and paper reinforced
- Patented Symmetrical Drive motor
- Long linear excursion (+/- 7.5 mm)
- Stiff and strong die cast aluminium chassis

T-S Parameters

Resonance frequency [fs]	19.1 Hz
Mechanical Q factor [Qms]	5.69
Electrical Q factor [Qes]	0.35
Total Q factor [Qts]	0.33
Force factor [Bl]	15.6 Tm
Mechanical resistance [Rms]	2.4 kg/s
Moving mass [Mms]	114.8 g
Compliance [Cms]	0.60 mm/N
Effective diaph. diameter [D]	129 mm
Effective piston area [Sd]	526 cm ²
Equivalent volume [Vas]	234 l
Sensitivity (2.83V/1m)	89 dB
Ratio Bl/√Re	6.3 N/√W
Ratio fs/Qts	57.9 Hz

Notes:

IEC specs. refer to IEC 60268-5 third edition.
All Scan-Speak products are RoHS compliant.
Data are subject to change without notice.
Datasheet updated: April 5, 2013.

Electrical Data

Nominal impedance [Zn]	8 Ω
Minimum impedance [Zmin]	7.2 Ω
Maximum impedance [Zo]	56.8 Ω
DC resistance [Re]	6.1 Ω
Voice coil inductance [Le]	0.68 mH

Power Handling

100h RMS noise test (IEC 17.1)	150 W
Long-term max power (IEC 17.3)	400 W

Voice Coil & Magnet Data

Voice coil diameter	75 mm
Voice coil height	23 mm
Voice coil layers	2
Height of gap	8 mm
Linear excursion	± 7.5 mm
Max mech. excursion	± 28 mm
Unit weight	7.5 kg

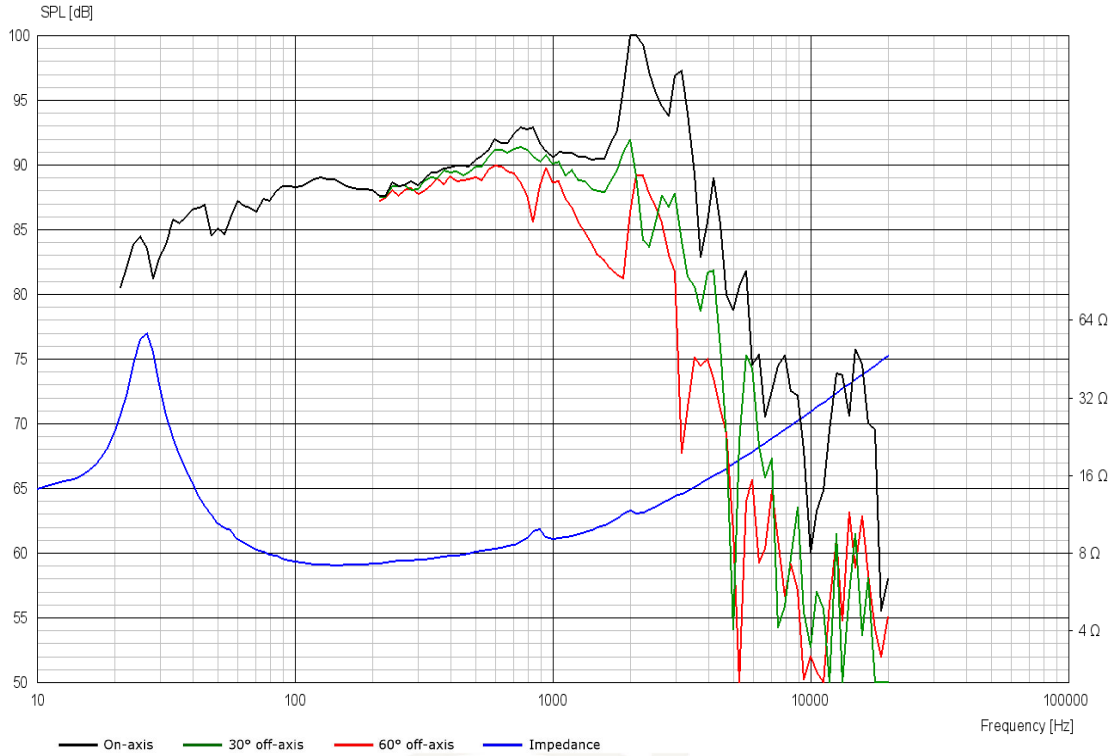




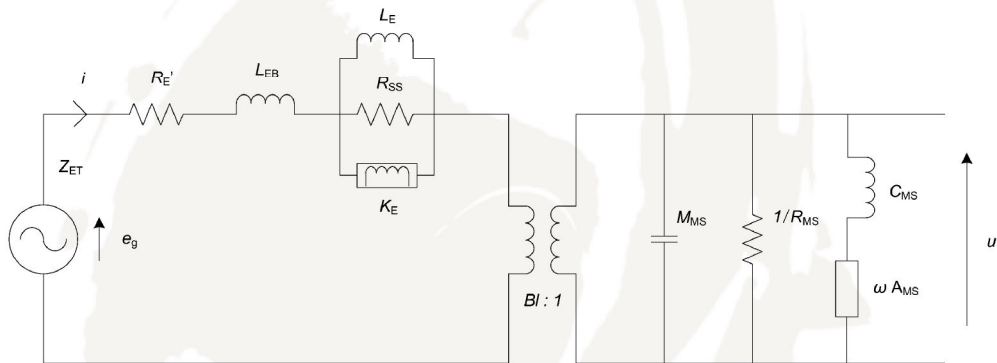
REVELATOR

WOOFER

32W/8878T01



Advanced Parameters (Preliminary)



Electrical data

Resistance [$R_{E'}$]	- Ω
Free inductance [L_{EB}]	- mH
Bound inductance [L_E]	- mH
Semi-inductance [K_E]	- SH
Shunt resistance [R_{SS}]	- Ω

Mechanical Data

Force Factor [BI]	- Tm
Moving mass [M_{MS}]	- g
Compliance [C_{MS}]	- mm/N
Mechanical resistance [R_{MS}]	- kg/s
Admittance [A_{MS}]	- mm/N

